

Scaled data based on original data using  
LM-79-08 Approved Method: Electrical and Photometric Measurements of Solid-  
State Lighting Products

Test Report Prepared for  
Cooper Lighting Solutions  
(formerly Eaton)

Brand: McGRAW-EDISON

Report Number: P227562

Luminaire Tested: **ISS-AF-XXX-LED-E1-T2-7060-XXB**

Issue Date: 3/3/2020

**Test Information**

Test Method: LM-79-08  
Report Number: P227562  
TEST IS SCALED FROM IESNA LM-79-08 TEST DATA (P29758)  
Test Lab: INNOVATION CENTER-P2  
Issue Date: 3/3/2020  
Manufacturer: COOPER LIGHTING SOLUTIONS (FORMERLY EATON)  
Product Line: MCGRAW-EDISON  
Catalog Number: ISS-AF-XXX-LED-E1-T2-7060-XXB  
Description: IMPACT ELITE LED QUATER SPHERE LUMINAIRE, EMERGENCY MODE WITH BATTERY BACKPACK BOX LIGHT SQUARE WITH ACCULED OPTICS-TYPE II  
Light Source: (16) 5700K CCT, 70 CRI LEDs  
Ballast/Driver: ELECTRONIC DRIVER

**Summary**

Lumens per Lamp: N/A  
Luminaire Lumens: 622 lumens  
Efficiency: N/A  
Efficacy: 47.8 lumens/watt  
Luminous Opening: Rectangular (W 0.5' x L: 0.5' x H: 0')  
IES Classification: Type II - Medium - Non-Cutoff  
BUG Rating: B0 - U0 - G0

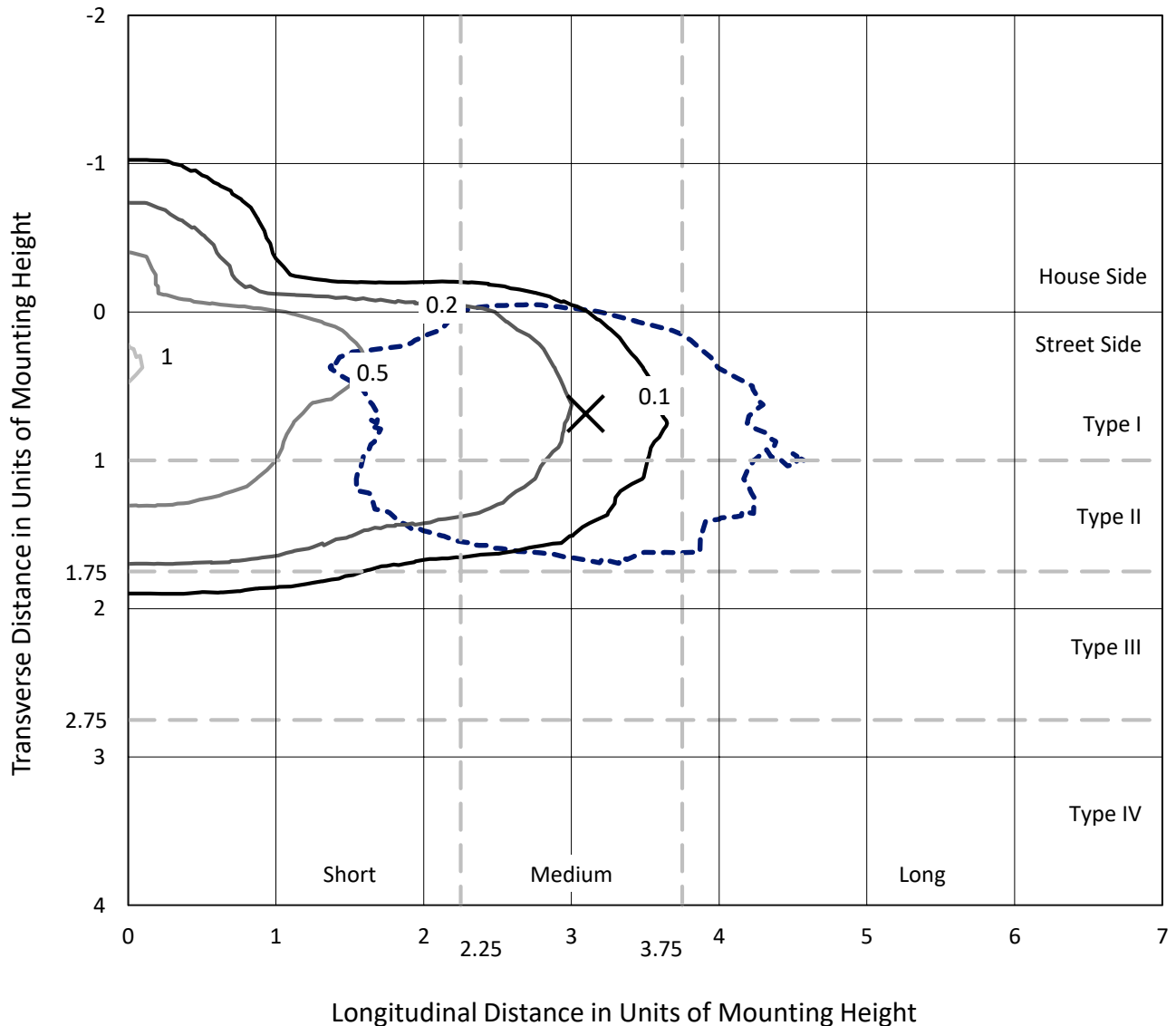
Input Watts (W): 13  
Input Voltage (V): 120  
Input Current (Ain): NR  
Voltage Rise (V): NR  
Power Factor: NR  
Total Harmonic Distortion (THDi): NR  
Frequency (hertz): 60  
Stabilization Time: NR  
Operation Time: NR  
Ambient Temperature (°C): NR  
Test Distance: 25 FT



REPORT NUMBER: P227562  
 CATALOG NUMBER: ISS-AF-XXX-LED-E1-T2-7060-XXB

### Iso-Footcandle Lines of Horizontal Illumination

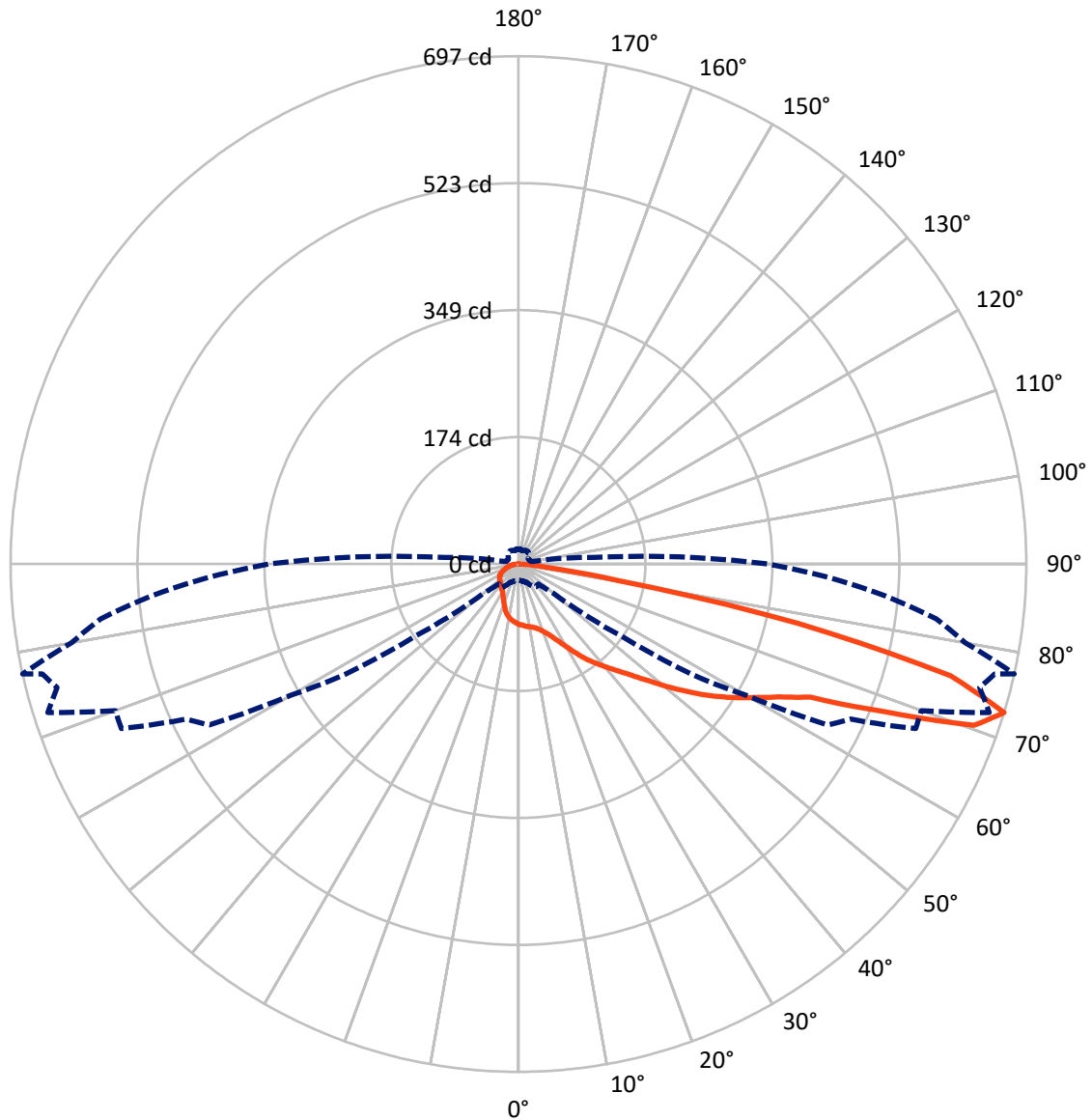
✕ Max cd  
 - - - 1/2 Max cd



Based on 10 foot mounting height. Maximum calculated value = 1 fc  
 Type II - Medium - Non-Cutoff

REPORT NUMBER: P227562  
CATALOG NUMBER: ISS-AF-XXX-LED-E1-T2-7060-XXB

### Luminous Intensity Polar Plot



— Vertical Plane Through 77.5-Deg Lateral    - - - Horizontal Cone Through 72.5-Deg Vertical

REPORT NUMBER: P227562

CATALOG NUMBER: ISS-AF-XXX-LED-E1-T2-7060-XXB

**FLUX DISTRIBUTION:**

		Downward	Upward	Total
<b>House Side</b>	Lumens	103.1	0.0	103.1
	% Fixture	16.6	0.0	16.6
<b>Street Side</b>	Lumens	518.9	0.0	518.9
	% Fixture	83.4	0.0	83.4
<b>Total</b>	Lumens	622.0	0.0	622.0
	% Fixture	100.0	0.0	100.0

**Coefficient of Utilization**

**ZONAL LUMENS:**

Zone	Lumens	% Fixture
0°-10°	7.7	1.2
10°-20°	23.7	3.8
20°-30°	42.0	6.8
30°-40°	66.5	10.7
40°-50°	99.8	16.0
50°-60°	129.3	20.8
60°-70°	146.9	23.6
70°-80°	97.5	15.7
80°-90°	8.5	1.4
90°-100°	0.0	0.0
100°-110°	0.0	0.0
110°-120°	0.0	0.0
120°-130°	0.0	0.0
130°-140°	0.0	0.0
140°-150°	0.0	0.0
150°-160°	0.0	0.0
160°-170°	0.0	0.0
170°-180°	0.0	0.0
0°-90°	622.0	100.0
0°-180°	622.0	100.0



REPORT NUMBER: P227562

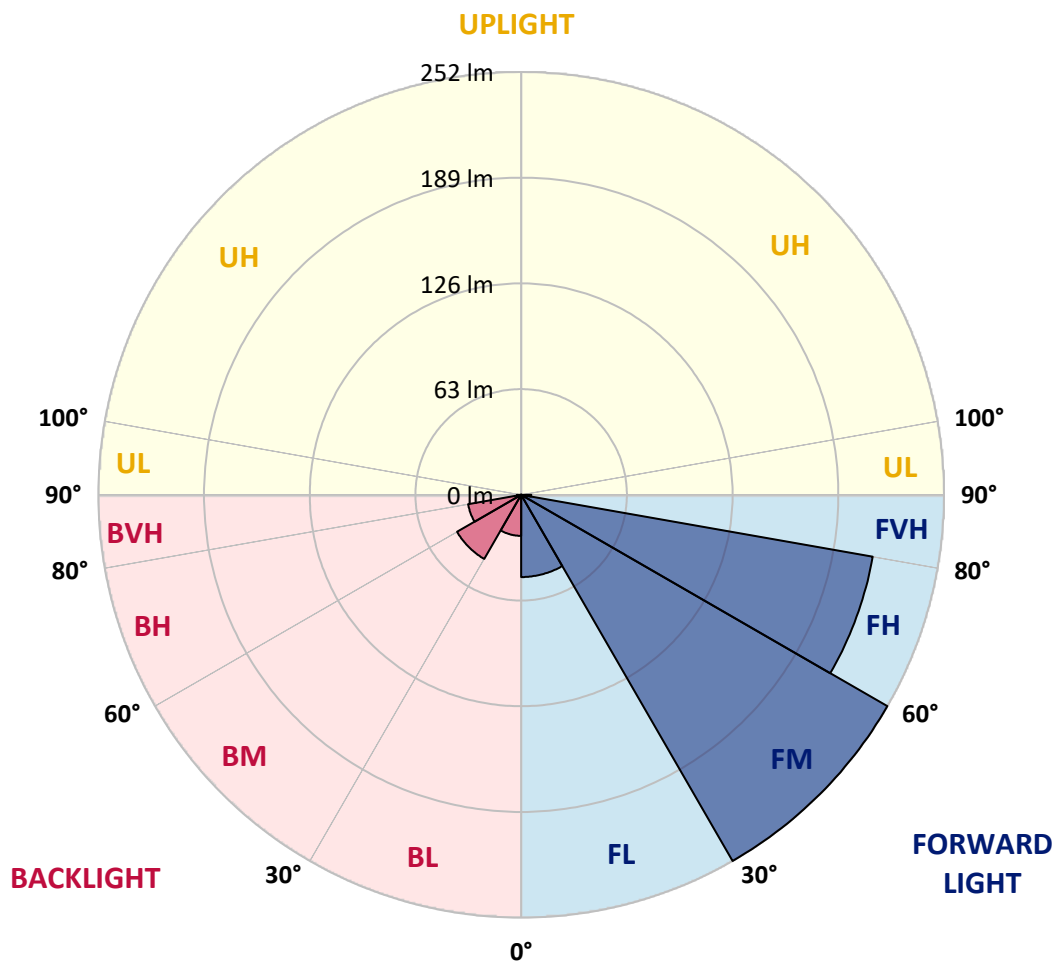
CATALOG NUMBER: ISS-AF-XXX-LED-E1-T2-7060-XXB

**LUMINAIRE CLASSIFICATION SYSTEM LUMEN TABLE AND BUG RATING:**

Zone	Lumens	% Fixture	Zone Rating/Lumen Limit		
			B	U	G
FL (0°-30°)	48.9	7.9			
FM (30°-60°)	251.6	40.5			
FH (60°-80°)	212.4	34.2			G0/660
FVH (80°-90°)	6.0	1.0			G0/10
BL (0°-30°)	24.4	3.9	B0/110		
BM (30°-60°)	44.0	7.1	B0/220		
BH (60°-80°)	32.1	5.2	B0/110		G0/110
BVH (80°-90°)	2.6	0.4			G0/10
UL (90°-100°)	0.0	0.0		U0/0	
UH (100°-180°)	0.0	0.0		U0/0	

**BUG Rating: B0-U0-G0**

Type II Medium





REPORT NUMBER: P227562

CATALOG NUMBER: ISS-AF-XXX-LED-E1-T2-7060-XXB

**CANDELA DISTRIBUTION (FULL):**

	0°	5°	15°	25°	35°	37.5°	40°	42.5°	45°	47.5°	50°
0°	83.0	83.0	83.0	83.0	83.0	83.0	83.0	83.0	83.0	83.0	83.0
2.5°	90.0	89.5	89.3	88.9	88.5	88.3	87.7	87.2	87.9	87.7	87.7
5°	96.7	96.3	95.6	95.0	94.2	93.5	92.9	92.3	92.7	92.3	91.9
7.5°	102.1	101.7	100.9	100.2	99.4	98.6	97.7	97.5	97.1	96.5	96.3
10°	105.3	104.9	104.4	104.0	102.8	102.1	101.1	100.5	100.7	99.8	99.8
12.5°	108.2	107.8	107.6	107.6	106.5	105.9	105.5	104.9	105.3	104.0	103.6
15°	110.9	110.5	109.9	110.5	110.3	110.1	109.9	109.7	110.3	109.1	109.3
17.5°	115.3	115.1	113.9	113.0	113.2	113.9	114.3	114.1	114.1	113.5	113.7
20°	122.3	122.3	120.6	119.1	116.8	116.8	117.0	116.8	117.2	117.7	118.3
22.5°	127.5	127.1	126.5	125.2	122.7	120.6	120.6	119.7	120.4	120.6	121.8
25°	134.2	133.8	132.3	132.3	129.8	127.1	126.7	125.4	126.9	124.2	126.2
27.5°	142.4	142.0	140.1	139.3	138.0	134.6	133.8	134.0	135.5	131.5	133.6
30°	152.7	152.3	149.9	147.6	145.5	142.0	141.6	141.3	144.7	140.1	142.8
32.5°	165.7	165.7	163.2	160.0	155.8	151.0	149.3	149.5	154.1	149.1	153.7
35°	185.4	182.9	178.3	173.4	169.0	163.4	161.1	160.6	164.8	159.8	165.0
37.5°	198.0	196.3	192.1	188.5	183.7	178.3	176.6	177.2	180.8	173.4	181.0
40°	209.3	209.1	206.4	204.1	199.2	193.8	195.9	204.3	213.7	199.4	199.7
42.5°	216.8	217.3	217.1	217.3	214.5	208.9	212.4	224.2	240.3	231.9	224.2
45°	218.1	219.6	220.2	224.4	227.1	223.8	225.7	238.0	270.3	283.3	248.3
47.5°	221.3	222.7	221.5	226.5	239.1	238.9	246.4	251.0	255.4	257.5	284.0
50°	225.4	228.2	226.9	231.1	241.4	247.3	253.8	259.6	256.1	242.9	250.0
52.5°	225.7	228.8	235.7	239.9	250.0	248.7	253.1	250.0	255.4	241.8	248.7
55°	207.2	207.8	228.0	249.1	266.8	263.2	260.5	253.3	260.3	243.3	252.1
57.5°	178.0	180.1	201.1	236.8	274.5	277.7	276.8	276.2	281.6	259.0	268.6
60°	146.0	148.5	168.4	210.3	258.4	266.6	277.9	284.8	298.8	289.8	305.8
62.5°	91.0	92.9	114.9	167.4	228.0	244.1	260.7	268.9	289.2	293.4	320.4
65°	43.4	44.0	52.6	91.0	165.7	196.1	220.6	238.0	263.0	281.9	318.4
67.5°	33.8	34.0	37.1	48.4	84.9	105.3	133.2	156.2	182.9	234.5	279.8
70°	27.1	27.1	29.6	35.7	52.6	55.4	62.5	70.3	81.6	123.1	159.8
72.5°	22.6	22.6	24.3	28.1	39.0	39.6	39.2	38.6	38.6	48.7	62.1
75°	19.1	18.9	19.9	22.4	28.9	29.8	29.4	27.9	26.2	26.2	29.6
77.5°	15.5	15.5	16.4	17.6	21.0	21.4	21.4	20.1	18.7	18.9	20.3
80°	12.2	12.2	12.8	13.6	14.7	14.5	14.5	13.2	12.2	12.0	12.8
82.5°	8.8	9.0	10.5	9.9	9.4	8.8	8.8	8.6	7.8	7.1	7.5
85°	2.7	2.9	5.0	5.9	4.8	4.0	3.8	3.1	3.4	2.7	3.1
87.5°	0.0	0.0	0.0	0.0	0.2	0.0	0.0	0.0	0.2	0.0	0.2
90°	0.0	0.0	0.0	0.0	0.0	0.0	0.0	0.0	0.0	0.0	0.0



REPORT NUMBER: P227562

CATALOG NUMBER: ISS-AF-XXX-LED-E1-T2-7060-XXB

**CANDELA DISTRIBUTION (continued):**

	52.5°	55°	57.5°	60°	62.5°	65°	67.5°	70°	72.5°	75°	77°
0°	83.0	83.0	83.0	83.0	83.0	83.0	83.0	83.0	83.0	83.0	83.0
2.5°	86.6	87.0	86.2	86.2	85.1	85.8	84.7	84.9	83.9	84.3	84.3
5°	90.8	91.0	90.0	89.5	88.5	88.5	87.5	87.5	86.0	86.4	86.0
7.5°	94.8	94.8	93.7	92.9	91.9	91.4	90.2	89.5	88.3	88.1	87.5
10°	98.1	98.1	96.7	95.8	94.6	94.0	92.3	91.6	90.2	89.1	88.5
12.5°	102.3	101.9	100.2	99.4	97.3	97.1	94.6	94.2	92.1	91.4	90.4
15°	107.4	107.8	105.1	104.9	101.9	101.7	98.4	98.1	95.0	94.8	93.3
17.5°	112.8	113.7	111.4	111.2	107.6	107.6	103.6	103.4	99.2	99.0	97.1
20°	117.7	118.7	117.2	117.7	114.5	114.7	110.3	110.3	104.4	104.0	102.3
22.5°	122.1	124.2	122.9	125.2	122.1	123.5	117.7	118.7	111.8	110.9	108.4
25°	126.5	129.2	128.8	132.5	130.2	132.8	126.7	128.8	119.7	120.4	117.0
27.5°	130.9	134.4	134.0	139.5	138.6	143.7	138.4	140.7	130.9	131.5	127.7
30°	138.2	142.2	140.7	146.4	146.4	154.6	150.6	154.1	143.2	144.5	140.1
32.5°	148.1	152.7	148.3	155.6	155.2	165.9	162.7	168.8	158.1	159.8	154.4
35°	158.8	166.1	159.0	167.1	165.9	177.0	174.9	184.8	173.4	175.3	169.9
37.5°	172.8	181.6	172.2	179.3	173.6	186.4	185.2	198.6	187.1	191.9	185.4
40°	189.4	196.3	184.6	190.6	181.2	194.4	192.3	210.8	200.1	207.8	202.0
42.5°	204.7	209.5	194.0	201.5	190.2	203.6	199.9	222.1	212.9	224.8	218.3
45°	218.5	224.0	203.4	211.8	199.2	213.9	207.4	233.0	226.7	244.7	238.2
47.5°	238.2	230.3	212.0	222.9	208.9	225.0	216.4	245.8	243.5	269.1	261.5
50°	231.7	237.0	219.2	230.5	217.7	237.4	228.0	261.1	261.7	295.5	291.1
52.5°	232.4	241.2	224.6	240.3	228.0	254.6	244.7	279.6	282.5	321.1	315.0
55°	236.1	249.1	232.8	254.0	242.4	273.7	266.8	299.5	304.5	345.2	341.6
57.5°	245.6	263.6	246.8	274.5	262.6	295.5	289.2	320.0	326.9	369.3	368.3
60°	281.9	303.3	273.9	304.5	288.6	320.2	311.8	341.6	348.5	392.4	395.1
62.5°	322.3	359.5	342.0	373.9	331.8	363.9	339.1	368.3	368.7	417.1	425.7
65°	332.8	389.9	404.8	464.1	442.1	475.0	408.9	428.5	403.3	462.2	474.6
67.5°	328.8	398.7	440.0	506.9	531.8	589.3	578.2	571.5	513.2	555.5	570.4
70°	241.4	315.4	416.5	484.4	556.4	594.1	653.9	660.0	657.5	651.6	661.4
72.5°	109.9	172.4	281.9	359.5	478.2	503.5	590.1	588.5	677.4	655.4	670.9
75°	43.2	66.5	134.2	200.7	330.7	362.0	460.1	435.8	546.7	514.4	547.6
77.5°	23.7	29.8	50.3	86.2	180.6	197.1	281.6	241.0	339.1	283.1	294.2
80°	14.3	17.8	23.1	32.7	76.8	81.2	120.2	96.9	138.6	105.3	102.1
82.5°	7.8	9.6	11.5	16.1	28.5	31.7	41.5	37.3	44.5	38.0	37.1
85°	3.1	4.2	4.4	6.5	9.4	10.9	13.2	14.3	17.4	15.9	15.5
87.5°	0.0	0.2	0.0	0.4	0.0	0.4	0.0	0.6	0.6	1.0	1.3
90°	0.0	0.0	0.0	0.0	0.0	0.0	0.0	0.0	0.0	0.0	0.0





REPORT NUMBER: P227562

CATALOG NUMBER: ISS-AF-XXX-LED-E1-T2-7060-XXB

**CANDELA DISTRIBUTION (continued):**

	77.5°	80°	82.5°	85°	87.5°	90°	95°	100°	102.5°	105°	107.5°
0°	83.0	83.0	83.0	83.0	83.0	83.0	83.0	83.0	83.0	83.0	83.0
2.5°	83.7	84.3	83.5	83.5	82.4	83.0	82.4	81.8	80.7	81.0	79.5
5°	85.1	85.6	84.5	84.1	83.5	83.3	82.0	80.7	79.3	79.3	77.6
7.5°	86.6	86.6	85.1	85.1	83.7	83.3	81.4	79.3	77.2	77.0	74.4
10°	87.5	87.2	85.4	85.4	83.3	83.0	80.7	77.6	74.7	73.8	70.3
12.5°	89.1	88.9	86.6	86.2	83.5	83.5	80.1	75.9	71.7	70.3	65.2
15°	91.2	91.4	88.7	88.1	84.9	84.7	80.1	73.8	68.2	65.9	59.8
17.5°	94.6	94.8	91.0	90.4	86.6	86.0	80.3	71.3	63.3	60.8	55.4
20°	99.0	98.4	93.3	93.1	88.1	87.5	80.1	67.5	58.5	56.0	51.2
22.5°	104.4	103.8	97.3	96.7	90.8	89.8	79.9	63.5	54.1	51.4	48.2
25°	112.0	111.2	103.2	102.3	95.0	93.3	79.7	59.3	50.3	48.2	46.3
27.5°	121.4	119.7	110.1	109.3	99.4	97.3	78.9	54.5	46.6	45.1	44.3
30°	132.8	131.3	118.9	117.7	105.3	102.6	78.0	50.1	43.8	43.2	42.6
32.5°	146.2	144.7	129.6	128.1	112.8	108.8	76.5	46.6	42.2	42.2	41.3
35°	160.2	159.0	141.1	140.1	121.2	116.0	74.7	43.4	40.7	40.7	39.8
37.5°	172.8	173.9	153.7	152.9	129.6	123.1	72.6	41.3	39.4	39.0	38.2
40°	186.4	189.0	165.5	166.1	138.4	130.7	70.0	39.6	38.0	37.5	37.3
42.5°	200.3	205.1	177.8	180.1	147.2	138.4	68.2	38.6	37.3	36.5	36.3
45°	217.5	224.4	193.1	197.6	157.5	147.9	67.5	37.3	35.4	34.4	33.8
47.5°	238.9	248.1	212.0	217.1	171.1	159.2	68.8	36.9	34.2	32.9	31.7
50°	264.2	273.1	234.5	236.6	186.4	171.5	71.5	37.5	33.8	31.9	30.0
52.5°	291.1	297.8	258.2	255.9	202.4	183.7	74.7	37.7	32.7	30.8	28.5
55°	318.8	322.5	280.2	274.1	216.8	195.9	78.9	37.5	31.9	29.8	26.8
57.5°	345.8	347.1	299.7	293.8	231.1	210.3	84.1	36.9	30.6	28.5	25.4
60°	372.2	374.3	321.3	315.8	246.6	229.0	91.6	35.9	28.9	27.5	24.1
62.5°	401.2	408.1	347.1	347.9	268.0	258.2	105.9	34.6	27.3	25.6	22.2
65°	440.6	467.0	389.7	409.4	309.1	313.1	133.2	31.0	25.0	22.9	20.6
67.5°	539.4	568.3	493.0	501.0	405.4	381.7	150.4	26.4	22.0	20.6	19.1
70°	663.1	642.4	588.9	540.7	461.6	392.4	132.3	22.2	19.5	18.7	17.8
72.5°	697.1	622.6	578.6	506.3	426.8	342.3	101.3	19.1	17.4	17.0	16.4
75°	612.6	504.8	507.3	402.2	353.8	260.9	69.2	16.4	15.1	14.9	14.7
77.5°	391.8	259.4	315.8	198.8	204.3	120.8	33.8	13.6	13.0	13.0	12.6
80°	139.3	86.4	97.7	62.7	57.0	38.4	18.2	10.9	10.5	10.7	10.5
82.5°	41.7	33.1	32.5	25.4	19.7	16.1	10.1	8.4	8.0	8.2	7.8
85°	16.8	13.0	10.9	8.4	6.9	6.3	5.5	5.7	5.0	5.5	4.8
87.5°	1.0	0.8	0.6	0.8	0.0	0.4	1.0	0.8	0.2	0.8	0.6
90°	0.0	0.0	0.0	0.0	0.0	0.0	0.0	0.0	0.0	0.0	0.0



REPORT NUMBER: P227562

CATALOG NUMBER: ISS-AF-XXX-LED-E1-T2-7060-XXB

**CANDELA DISTRIBUTION (continued):**

	110°	112.5°	115°	117.5°	120°	122.5°	125°	127.5°	130°	135°	145°
0°	83.0	83.0	83.0	83.0	83.0	83.0	83.0	83.0	83.0	83.0	83.0
2.5°	80.5	79.1	79.7	79.1	79.5	78.2	78.6	77.6	77.6	77.4	76.3
5°	77.8	76.3	76.1	74.7	74.9	73.2	73.0	71.1	71.1	69.4	66.3
7.5°	74.0	71.7	71.5	68.6	68.4	66.1	65.2	63.1	62.9	61.0	59.1
10°	69.2	65.6	65.0	61.2	61.4	58.9	58.7	57.3	57.3	56.4	56.4
12.5°	63.8	59.8	59.3	56.4	56.6	54.9	55.2	54.3	54.7	55.2	56.6
15°	58.7	55.6	55.2	53.3	53.5	53.1	53.7	53.7	54.3	55.4	57.9
17.5°	54.5	51.8	52.0	51.2	52.0	51.8	53.1	52.8	54.1	55.4	58.5
20°	50.8	49.3	49.9	49.7	50.8	50.8	51.8	52.0	53.1	54.7	58.3
22.5°	48.2	47.8	48.4	48.4	49.3	49.5	50.5	51.2	51.8	53.5	56.6
25°	46.8	46.6	47.2	47.4	48.0	48.2	49.3	49.3	50.3	51.4	53.1
27.5°	44.7	44.3	45.1	45.1	45.9	45.7	47.0	46.6	47.6	48.0	48.4
30°	43.2	42.6	43.2	43.0	43.6	43.0	43.6	43.0	43.6	43.6	43.0
32.5°	41.7	41.1	41.3	40.5	41.1	40.3	40.5	39.6	40.1	39.6	39.8
35°	40.3	39.4	39.4	38.4	38.4	37.3	37.7	36.9	37.7	38.4	38.2
37.5°	38.2	37.5	37.5	36.7	37.1	36.7	37.5	37.1	37.3	36.5	35.0
40°	36.9	37.3	37.1	37.7	37.3	36.7	36.1	34.8	34.6	34.2	33.3
42.5°	35.0	35.4	34.4	35.2	34.6	34.8	34.4	33.8	33.3	32.9	32.1
45°	32.3	32.3	31.5	32.7	32.1	33.3	32.9	32.9	32.5	31.9	31.2
47.5°	30.0	30.2	29.4	30.4	30.0	31.7	31.5	32.1	32.1	31.7	30.0
50°	28.5	28.1	27.5	28.5	28.3	29.8	30.0	31.2	31.0	31.2	29.8
52.5°	27.3	26.4	25.8	26.4	26.4	27.7	28.1	29.6	29.8	30.2	29.4
55°	25.8	24.7	24.3	24.7	24.7	26.0	26.6	27.7	28.3	29.6	29.2
57.5°	24.5	23.1	22.6	23.1	23.3	24.5	25.2	26.2	27.1	28.7	28.5
60°	23.1	21.8	21.4	22.0	22.2	23.5	24.1	25.2	25.8	27.7	27.7
62.5°	21.4	20.3	20.3	20.6	21.0	22.2	22.6	24.1	24.3	26.6	26.8
65°	19.9	19.3	19.3	19.5	19.9	21.0	21.2	22.6	22.9	25.2	25.8
67.5°	18.7	18.2	18.2	18.5	18.7	19.5	19.7	21.2	21.6	23.7	24.7
70°	17.4	17.0	16.8	16.8	17.4	18.0	18.5	19.9	20.1	22.0	23.3
72.5°	15.9	15.5	15.5	15.3	15.9	16.4	17.2	18.0	18.5	20.3	21.2
75°	14.5	14.1	14.1	13.8	14.3	15.1	15.3	16.1	16.4	18.0	18.9
77.5°	12.6	12.2	12.2	12.2	12.6	12.8	13.0	13.8	14.3	15.7	16.6
80°	10.5	10.1	10.3	10.1	10.7	9.9	10.5	11.3	11.7	12.6	12.2
82.5°	8.0	7.3	7.5	7.5	7.8	7.1	7.5	8.0	8.4	9.0	8.8
85°	5.0	4.4	4.8	4.4	4.8	4.2	4.6	4.6	5.0	4.6	4.4
87.5°	1.0	0.4	1.0	0.4	1.3	0.0	0.6	0.0	0.4	0.2	0.0
90°	0.0	0.0	0.0	0.0	0.0	0.0	0.0	0.0	0.0	0.0	0.0



REPORT NUMBER: P227562

CATALOG NUMBER: ISS-AF-XXX-LED-E1-T2-7060-XXB

**CANDELA DISTRIBUTION (continued):**

	155°	165°	175°	180°
0°	83.0	83.0	83.0	83.0
2.5°	75.3	74.4	74.0	73.8
5°	64.6	63.1	62.7	62.3
7.5°	58.1	57.7	57.7	57.5
10°	56.8	57.5	57.7	57.7
12.5°	58.3	59.3	60.2	60.2
15°	60.2	62.1	63.1	63.1
17.5°	61.7	64.2	65.2	65.4
20°	61.9	64.4	65.9	66.1
22.5°	60.0	61.7	62.7	62.7
25°	55.2	56.0	56.6	56.6
27.5°	49.1	48.9	48.7	49.5
30°	42.8	42.4	41.5	42.4
32.5°	40.5	39.0	36.9	37.5
35°	36.9	36.5	35.4	35.7
37.5°	35.7	39.2	39.0	39.2
40°	34.2	38.6	38.4	38.8
42.5°	32.9	35.4	32.9	33.1
45°	30.6	31.7	29.6	29.6
47.5°	29.6	29.2	28.3	28.1
50°	28.7	28.7	28.3	27.9
52.5°	28.1	27.7	29.2	28.9
55°	27.3	26.8	27.9	27.9
57.5°	26.6	25.6	27.3	27.3
60°	26.0	25.0	26.6	26.6
62.5°	25.6	24.3	26.4	26.2
65°	25.0	23.7	26.4	26.0
67.5°	24.1	22.4	26.0	25.4
70°	22.4	21.0	24.5	22.9
72.5°	20.8	19.1	21.0	19.5
75°	18.2	16.8	17.0	16.8
77.5°	15.3	13.6	13.2	13.4
80°	11.5	10.5	10.1	10.1
82.5°	8.4	7.1	7.3	6.1
85°	3.8	2.7	2.1	2.1
87.5°	0.0	0.0	0.0	0.0
90°	0.0	0.0	0.0	0.0

(END OF REPORT)